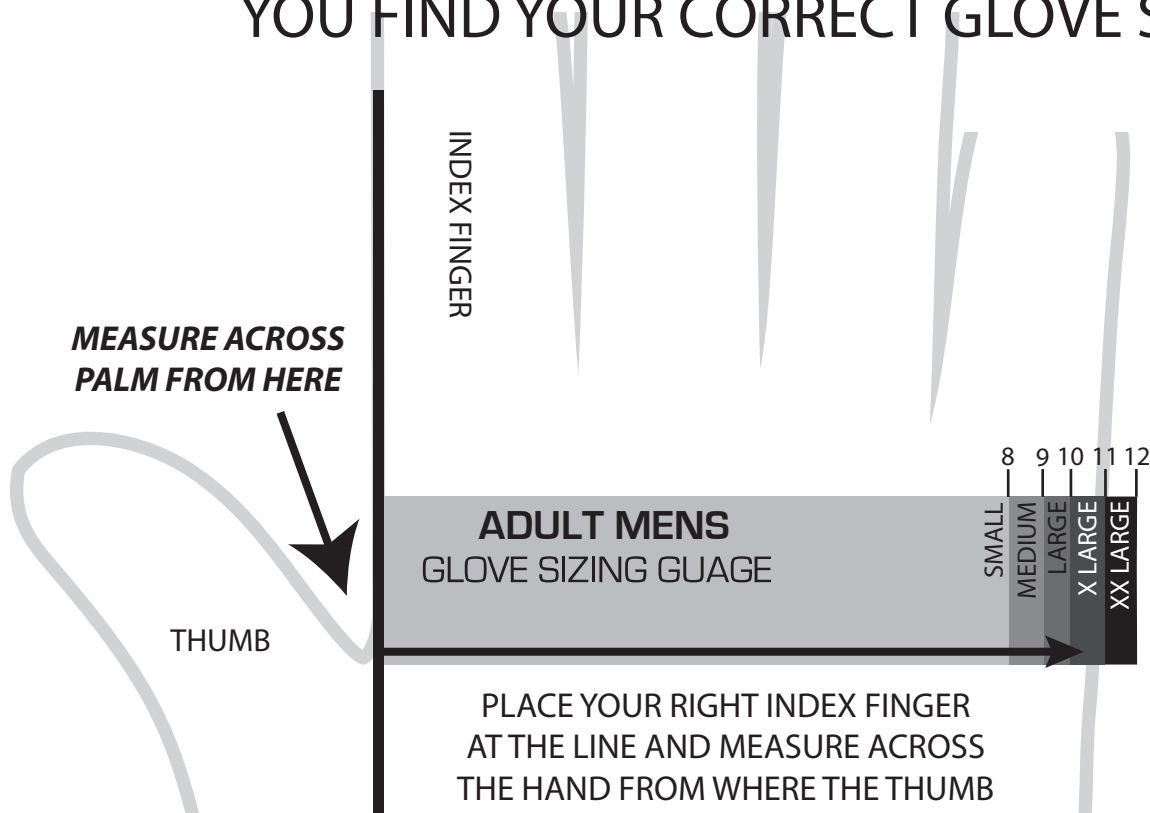


ADULT MENS

READ INSTRUCTIONS CAREFULLY TO ENSURE YOU FIND YOUR CORRECT GLOVE SIZE



PLACE YOUR RIGHT INDEX FINGER AT THE LINE AND MEASURE ACROSS THE HAND FROM WHERE THE THUMB STARTS AT THE PALM.

BE CAREFUL TO
PLACE YOUR HAND CORRECTLY ON THE CHART AND FIND YOUR GLOVE SIZE AT THE WIDEST PART OF YOU PALM.



IF YOU HAVE "THICK" HANDS, WE RECOMMEND YOU GO UP ONE FULL SIZE.

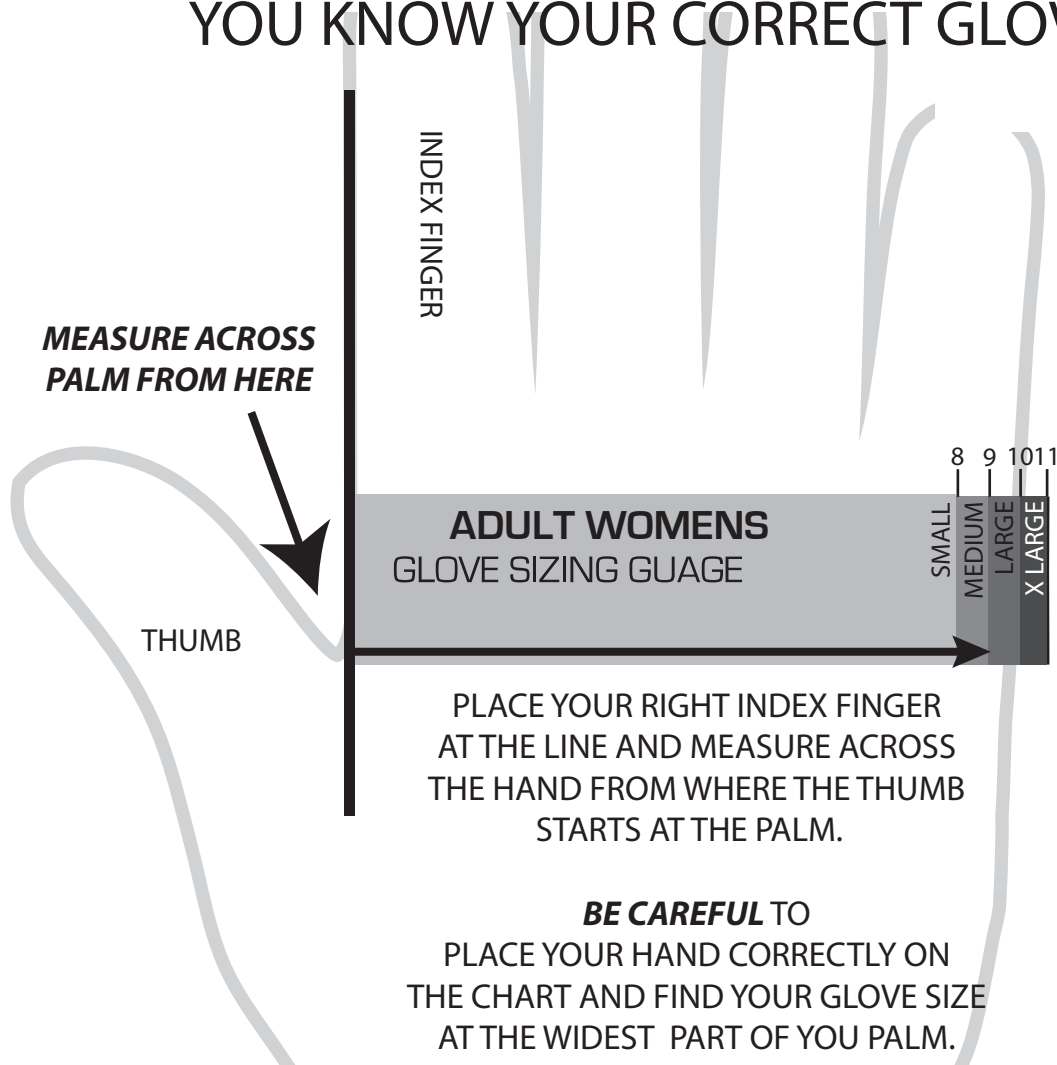
XPROTEX

ADULT MENS

SMALL	8.35 CM	3.29 INCHES +	IF YOU CHOOSE NOT TO USE THE ABOVE HAND SCALE YOU CAN USE A RULER AND MEASURE THE WIDTH OF YOUR PALM AT THE WIDEST POINT AND COMPARE THE DIMENSION TO THIS CHART TO FIND YOUR GLOVE SIZE.
MEDIUM	8.74 CM	3.44 INCHES +	
LARGE	9.13 CM	3.60 INCHES +	
XLARGE	9.52 CM	3.75 INCHES +	
XX LARGE	9.91 CM	3.90 INCHES +	

ADULT WOMENS

READ INSTRUCTIONS CAREFULLY TO ENSURE YOU KNOW YOUR CORRECT GLOVE SIZE



IF YOU HAVE "THICK" HANDS, WE RECOMMEND YOU GO UP ONE FULL SIZE.



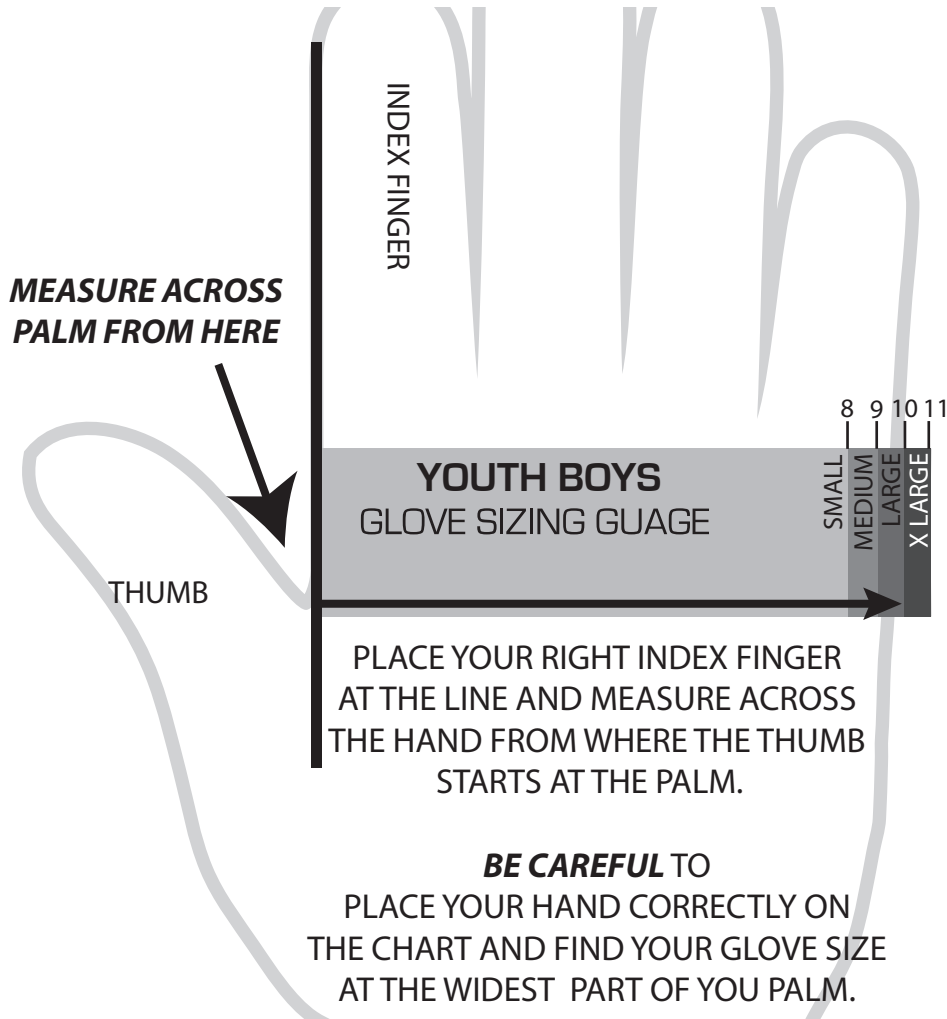
ADULT WOMENS

SMALL	7.99 CM	3.15 INCHES +
MEDIUM	8.38 CM	3.30 INCHES +
LARGE	8.77 CM	3.45 INCHES +
XLARGE	9.16 CM	3.61 INCHES +

IF YOU CHOOSE NOT TO USE THE ABOVE HAND SCALE YOU CAN USE A RULER AND MEASURE THE WIDTH OF YOUR PALM AT THE WIDEST POINT AND COMPARE THE DIMENSION TO THIS CHART TO FIND YOUR GLOVE SIZE.

YOUTH BOYS

READ INSTRUCTIONS CAREFULLY TO ENSURE YOU KNOW YOUR CORRECT GLOVE SIZE



IF YOU HAVE "THICK" HANDS, WE RECOMMEND YOU GO UP ONE FULL SIZE.

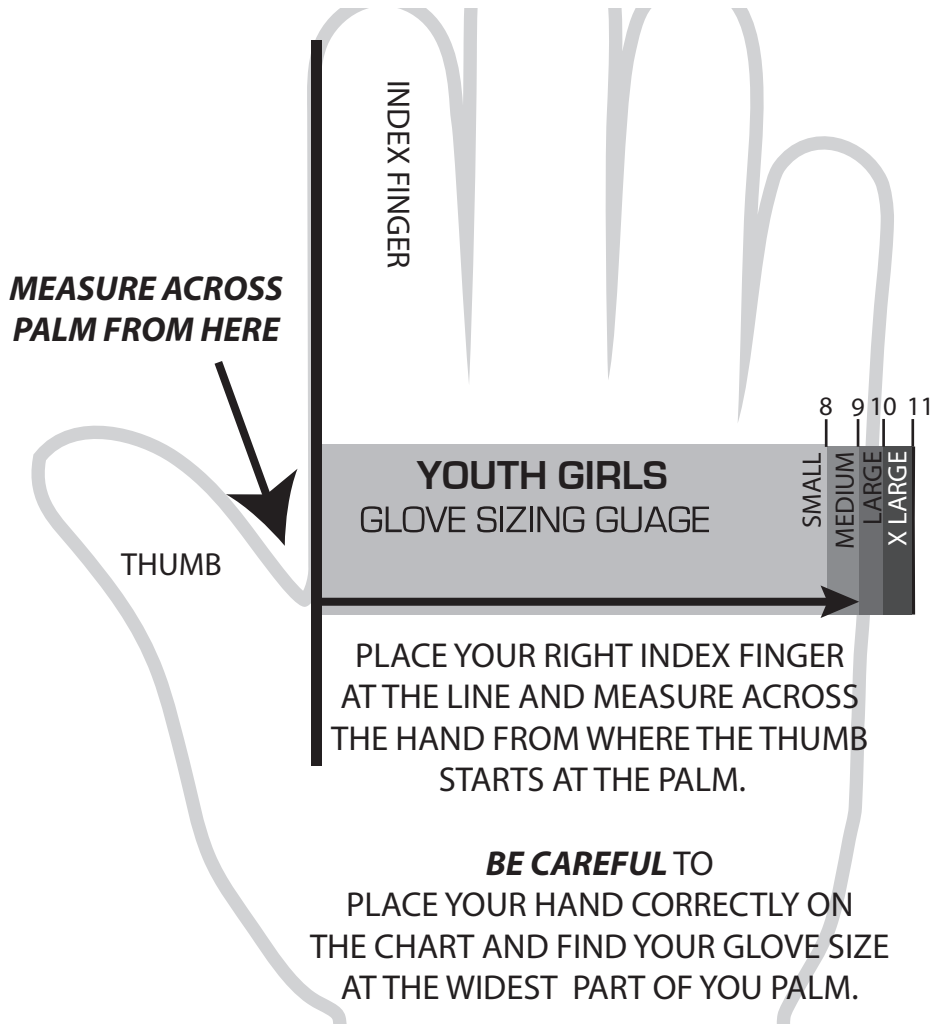
XPROTEX

YOUTH BOYS

SMALL	7.00 CM	2.76 INCHES +	IF YOU CHOOSE NOT TO USE THE ABOVE HAND SCALE YOU CAN USE A RULER AND MEASURE THE WIDTH OF YOUR PALM AT THE WIDEST POINT AND COMPARE THE DIMENSION TO THIS CHART TO FIND YOUR GLOVE SIZE.
MEDIUM	7.39 CM	2.91 INCHES +	
LARGE	7.78 CM	3.06 INCHES +	
XLARGE	8.17 CM	3.22 INCHES +	

YOUTH GIRLS

READ INSTRUCTIONS CAREFULLY TO ENSURE YOU KNOW YOUR CORRECT GLOVE SIZE



IF YOU HAVE "THICK" HANDS, WE RECOMMEND YOU GO UP ONE FULL SIZE.

XPROTEX
YOUTH GIRLS

SMALL	6.67 CM	2.63 INCHES +
MEDIUM	7.06 CM	2.78 INCHES +
LARGE	7.45 CM	2.94 INCHES +
XLARGE	7.84 CM	3.09 INCHES +

IF YOU CHOOSE NOT TO USE THE ABOVE HAND SCALE YOU CAN USE A RULER AND MEASURE THE WIDTH OF YOUR PALM AT THE WIDEST POINT AND COMPARE THE DIMENSION TO THIS CHART TO FIND YOUR GLOVE SIZE.